

# 4

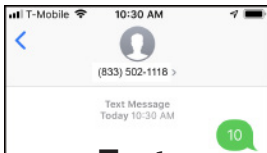
## WAYS to Give



Online



Mobile App



Text

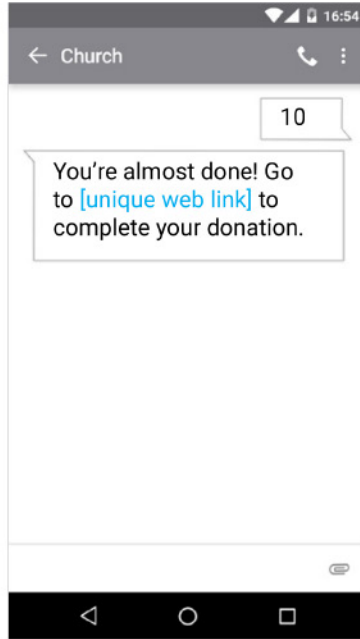


# GIVE+Text

Quick Guide

833-502-1118

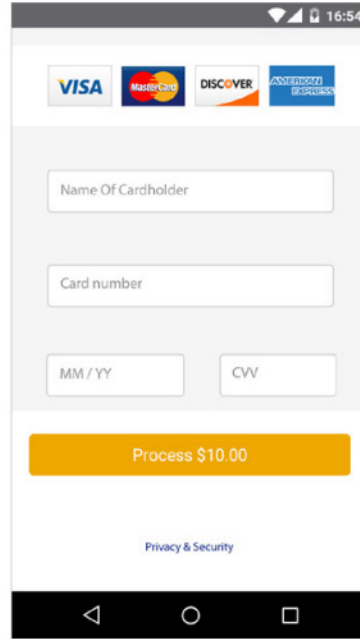
### 1) Get Started



Enter your 10-digit Give+ Text number and the amount you wish donate, then press send.

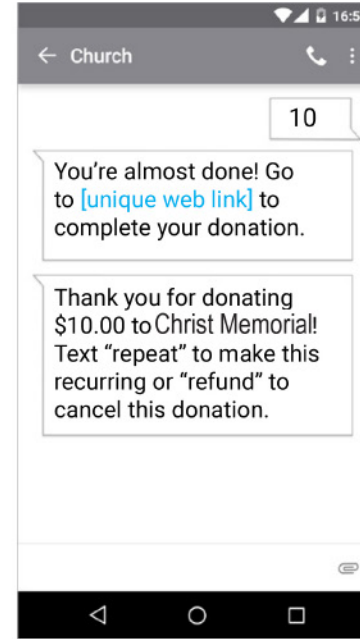
**833-502-1118**

### 2) Register



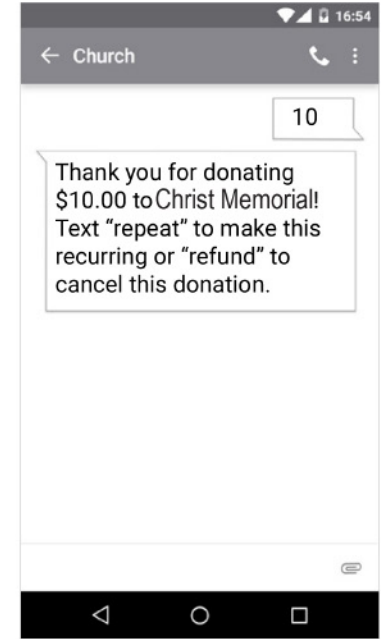
You will receive a registration link. Click the link and enter your contact and payment information. Tap "Process."

### 3) Give



After registration is complete, you will receive a verification text as well as a receipt via email.

### 4) Repeat



For future giving, simply send a text with the amount you wish to give, and it will process automatically.



800-675-7430

Vancopayments.com/giveplus-text

*See Other Side for Give+Mobile Set Up Instructions*

© 2017 Vanco Payment Solutions

PD BR GTE 122016 v5

### 1) Search

- Enter church name or tap *Find Churches Near Me* to start your search
- Select your church
- Your selected church will be displayed as your default church
- Tap *Give Now*

### 2) Select

- Choose a fund and a preset amount or enter another amount
- Select *Add* to add another fund or move forward to the payment information
- Scan or enter your card or bank account information

### 3) Submit

Fund	Amount
Building Fund	\$25.38
One Time	
<b>Total</b>	<b>\$25.38</b>

- Review your donation summary then select *Complete Donation*